



# Instructions and Guidelines for Hajj 1446 AH

Instructions and Guidelines for Hajj Permits.



Safety Guidelines for the Grand Mosque and  
Its Courtyards.



Instructions and Guidelines for Using  
Vehicles



Guidelines for Preventive Safety in the  
Holy Sites.





No Hajj  
Without a Permit

Instructions and  
Guidelines for

# Hajj Permits



# » Implementation of domestic pilgrims' permit regulations.



Security personnel at the security checkpoints supported by security aviation are tightening control over all roads and pathways-main, mountainous, agricultural, and unpaved leading to the Grand Mosque and the Holy Sites to enforce regulations and instructions and to prevent any attempts by violators or unauthorized individuals to enter for Hajj and impose the penalties against them.



TO RECEIVE SECURITY  
REPORTS ALL TIMES

**911**



## No Hajj Without a Permit

Hajj regulations and instructions require obtaining a Hajj permit.

- The regulations and instructions stipulate that a Hajj permit must be presented to security personnel at all entrances leading to the Holy Sites.
- Transporting those who do not hold Hajj permits is a violation that warrants punishment



TO RECEIVE SECURITY  
REPORTS ALL TIMES

**911**



# The imposed penalties for violators of Hajj regulations and instructions.

## A financial penalty of up to **ﷲ 20,000** shall be imposed on:

1. Whoever is apprehended while performing or attempting to perform Hajj without a permit.
2. Any individual holding any type of visa who enters, attempts to enter or remain in the city of Makkah or the Holy Sites, starting from the first day of Dhul-Qi'dah until the end of the 14th day of Dhul-Hijjah.

## A financial penalty of up to **ﷲ 100,000** shall be imposed on:

1. Any individual who submits a request to issue any type of visa for a person who performs or attempts to perform Hajj without a permit, or enters or remains in the city of Makkah or the Holy Sites, starting from the first day of Dhul-Qi'dah until the end of the 14th day of Dhul-Hijjah. The fines shall be multiplied based on the number of individuals for whom visit visas of any type were issued, and who performed or attempted to perform Hajj without a permit, or entered or remained in the city of Makkah or the Holy Sites.
2. Any individual who transports or attempts to transport holders of visit visas with the aim of reaching Makkah or the Holy Sites from the first day of Dhul-Qi'dah until the end of the fourteenth day of Dhul-Hijjah.
3. Any individual who shelters or attempts to shelter holders of visit visas of any type in any accommodation (such as hotels, apartments, private residences, pilgrim housing facilities, or other locations), or harbors them, or provides any assistance that enables them to remain in Makkah or the Holy Sites, starting from the first day of Dhul-Qi'dah until the end of the 14th day of Dhul-Hijjah. The fines shall be multiplied based on the number of violators who are sheltered, harbored or assisted.

**Illegal Hajj infiltrators** from among residents and visa overstayers shall be deported to their home countries and banned from entering the Kingdom for a period of ten (10) years.

**The competent court** shall be requested to order the confiscation of any land transport vehicle proven to have been used to transport holders of visit visas of any type into Makkah or the Holy Sites, starting from the first day of Dhul-Qi'dah until the end of the 14th day of Dhul-Hijjah, provided that the vehicle is owned by the transporter, an accomplice, or a collaborator.

# » Hajj Regulations and Instructions

Starting from **1446/11/1 AH**, holders of any visit visa will not be permitted to enter or remain in Makkah.

**A visit visa** of any type and designation does not constitute a permit for its holder to perform the Hajj. Violators will be penalized according to the Kingdom's regulations and instructions.

**The Hajj visa** is the only visa that entitles its holder to perform the Hajj.

**Presenting the Hajj permit** to security personnel is required to enter and remain in Makkah and the Holy Sites.

# » Hajj Guidelines

Please adhere to the **Hajj regulations and instructions** so that the Guests of AlRahman can perform their rituals with safety, security, ease, and peace of mind.

**Report** those who transport individuals violating Hajj regulations, specifically those without Hajj permits or unauthorized to enter Makkah, by calling **(911)** in the regions of Makkah and Madinah.

**Ensure** you carry your Hajj permit before heading to Makkah.

**Guest of AlRahman** ... adhering to the scheduled departure time helps expedite the completion of travel procedures at international ports.

**Beware** of fake Hajj campaigns and unlicensed offices for serving pilgrims.



Inquiry about eligibility to obtain a Hajj permit.

Citizens and residents can inquire about their eligibility to obtain a Hajj permit through their accounts on the platform:



[www.absher.sa](http://www.absher.sa)



How do you obtain a Hajj permit?

Hajj permits are obtained through



Nusuk Application



The website of the Ministry of Hajj and Umrah

By contracting with licensed companies providing services to domestic pilgrims, citizens, and residents.



How do you obtain an entry permit to the Holy Capital during the Hajj season?

Residents, citizens of GCC countries, holders of Premium Residency, investors, domestic workers, and - non-Saudi family members in the Holy Capital can obtain electronic permits to enter the Holy Capital and print them through the **Absher** platform through the link:

[www.absher.sa](http://www.absher.sa)


30. Residents can obtain electronic permits to work and enter the Holy Capital and print them through the (**Muqem**) electronic platform through the link:

<https://muqem.sa>

TO RECEIVE SECURITY  
REPORTS ALL TIMES

911





**Safety  
Guidelines  
for**

**the Grand  
Mosque and  
Its  
Courtyards**

# ➤ Paths and Walkways



The Grand Mosque has designated routes for the Guests of AlRahman movement Leading them to the areas for Tawaf, Sa'i, and prayers.



If you wish to head to the Sa'i area or the site to perform the two-unit prayer, follow the signs according to the designated zones




After completing your Umrah, follow the directional signs to reach your destination or ask the security personnel for assistance.



Always follow the directional signs in the Grand Mosque for your safety and the safety of others.



If you wish to access the upper floors from outside the mosque, several bridges and stairways are available.



During peak times and heavy crowds, all pilgrims in Ihram will be directed to the upper floors to perform their rituals for their safety.

# » Tawaf and Sa'i

Upon arriving at the Grand Mosque, several designated gates lead to the Tawaf area.



1

The Mataf courtyard is reserved exclusively for pilgrims in Ihram.



2

When the Mataf is full or during prayer times, pilgrims in Ihram will be directed to other floors to ensure their safety.



3

Specific areas within the Mataf are allocated for women to pray.



4

Manual and electric wheelchairs have designated paths and locations on the Mataf floors except in the Mataf courtyard.



5



# » Tawaf and Sa'i

For your safety, avoid peak times and crowded spots during Tawaf. Note that All floors are available for Tawaf.



To ensure your safety and the safety of others, avoid crowding and follow the instructions of the security personnel.



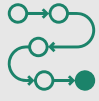
All floors of the Sa'i area are open for performing Sa'i. During crowding, pilgrims in Ihram may be directed to the upper floors via escalators.



The Sa'i area is designated only for the ritual. Please avoid sitting or lying down there for your safety and the safety of others.



# » Important Instructions



When all floors of the Grand Mosque experience high density, security personnel will redirect pilgrims and worshippers to the outer courtyards for their safety.



If you plan to perform arrival, Ifadah, or farewell Tawaf, adhere to the crowd management instructions to arrive on time with your group and perform Tawaf without waiting.



Sharp objects, large luggage, and personal items (such as blankets or extra Ihram) are prohibited inside the Grand Mosque



For your safety, sitting or lying in any pedestrian paths or walkways is prohibited.



Upon arriving at the Grand Mosque via shuttles, ensure you arrive at your assigned station location.



raising political or sectarian flags, and chanting are strictly prohibited within the holy sites.



Hajj regulations require all intending pilgrims to obtain official permits from the authorized authorities.



For your safety, wear a face mask inside the Grand Mosque and the holy sites.



Security personnel are present throughout the Grand Mosque and its courtyards to ensure your safety and provide assistance; do not hesitate to ask for help.



Always carry your ID.



Perform ablution only in the designated areas.



Opening or crossing organizational barriers is strictly prohibited.





**Instructions and Guidelines for**

# **Using Vehicles**

During the Hajj Season

# » Interactive maps for traffic movement



- Detailed information on Hajj traffic maps, including guidelines for transporting the Guests of AlRahman via shuttles or private vehicles, and official data issued by Public Security in this regard.

To access the maps, please visit:

<https://hajjtrafficmaps.com>



## » Transporting Pilgrims to the Holy Capital and the Holy Sites

- All vehicles are prohibited from transporting anyone without a valid Hajj, work, or residency permit into Makkah or the Holy Sites. Vehicles violating this rule will be impounded, and legal actions will be taken, including confiscation and enforcement of applicable penalties against the drivers and all individuals proven to be involved in the violation.
- All Saudi-plated vehicles with a capacity of fewer than (25 ) passengers, driven by individuals in Ihram, are prohibited from transporting pilgrims or entering the Holy Capital. Such vehicles will be impounded at designated parking areas at the Holy Capital entrances, and their passengers will be transferred to their destinations by means of public transportation. Licensed vehicles authorized for paid passenger transport are exempt from this restriction.
- All vehicle types are prohibited from entering the Holy Sites from the morning of the 5th until the end of the 13th day of Dhul-Hijjah. Exemptions apply to licensed Hajj transport vehicles and authorized vehicles for supervisors, employees, and service providers.

## » Vehicles Registered Outside the Kingdom

1

Small vehicles with non-Saudi plates and a capacity of fewer than (25) passengers are not allowed to enter the Holy Capital. Such vehicles will be impounded at designated parking areas at the entrances to the Holy Capital, and their passengers will be transported to their destinations using public transportation.

2

Vehicles transporting land pilgrims arriving from outside the Kingdom, with a capacity of (25) passengers or more, are subject to the regulations governing land pilgrims' vehicles, including coordination of their scheduling, movements, and designated travel routes.



## Motorcycles

1. All motorcycles and bicycles shall be prohibited from entering the holy sites except motorcycles belonging to official bodies and authorized by the competent authority in public security.
2. All motorcycles and bicycles shall be prohibited from entering the squares surrounding the Grand Mosque.



## Passenger Safety

Instructions prohibit pilgrims from riding in vehicles other than those designated for them.



## Livestock transportation

All types of trucks are prohibited from transporting livestock to the Holy Capital and the Holy Sites. This excludes trucks approved by the Kingdom's Project for Utilizing Sacrificial Animals (Hadi and Adhahi) carrying a veterinary inspection certificate proving that the livestock transported therein has undergone inspection at centers affiliated with the Ministry of Environment, Water and Agriculture at the entrances to Makkah Al-Mukarramah.

## Implementation of regulations and instructions

The security authorities carry out their duties at the entrances to the Holy Capital within their operational jurisdiction, and the traffic officers shall organize traffic movement, implement regulations and instructions by seizing violating vehicles and taking legal action against them, their drivers, and anyone proven responsible for violating their use.





An aerial photograph of a large crowd gathered at a holy site, likely the Hajj Terminal in Jeddah. The scene is dominated by modern, curved buildings with vertical slats and a large, white, tent-like structure. A green overlay is present in the top left corner, and a white box with text is centered in the upper half. The background shows a hilly, arid landscape.

# Guidelines for Preventive Safety

in the  
Holy Sites

# » Safety Procedures and Instructions



## **In case of fire – God forbid – the following steps must be followed:**

- Respond quickly and consciously when hearing the alarm or when authorities request to evacuate, even if it's just a drill.
- Do not hide inside the location; head to the nearest safe emergency exit.
- If you encounter smoke on the escape route, get low to the ground and crawl to avoid smoke inhalation.
- Go to the designated assembly point outside and register your name with the group leader.



## **Fire Protection Safety Guidelines in Pilgrims' Accommodation**

- Know the nearest emergency exit to head to when hearing the alarm or during emergencies.
- Know the locations of nearby fire extinguishers and be trained on how to use them in case of fire.
- Do not place obstacles that block the visibility or access to fire extinguishers when needed.
- Do not block emergency exits or obstruct the pathways leading to them by placing luggage, bedding, or other items.

# ➤ Safety Procedures and Instructions



## Safety Guidelines While Pilgrims Are Inside the Camps

- Refrain from lighting flames, bringing, or using any cooking stoves, as instructions prohibit using or handling liquefied petroleum gas (LPG) in the Holy Sites area.



## Safety Guidelines When Using Elevators and Escalators

- Enter in an orderly and avoid crowding when entering or exiting elevators or escalators.
- Do not overcrowd the elevator and adhere to the specified weight limit.
- If the elevator malfunctions, press the alarm button or use the internal phone.



## Safety Guidelines to Prevent Electrical Hazards

- Do not use electrical connections that lack the Saudi Standards, Metrology, and Quality (SASO) mark.
- Do not touch electrical appliances with wet hands.
- Do not overload electrical connections beyond their capacity.



# » Safety Procedures and Instructions



## Health Guidelines

- Receiving necessary vaccinations protects against infectious diseases.
- Avoid direct exposure to sunlight while performing Hajj rituals.
- Obtain an umbrella and drink water regularly to avoid heat exhaustion.



## Safety Guidelines During Rainfall

- Stay away from open areas and seek safe shelter.
- Use high-ground roads and avoid low areas.
- Avoid walking through flowing water or water currents.



## Safety Guidelines During Windstorms

- Do not leave your place of residence unless instructed by authorities.
- Stay away from poles or buildings under construction.
- head to the nearest safe location for those outside the camps.